


Our first year in China: a story in photos



Eastern Hutt Rotary Club: 16 July 2018

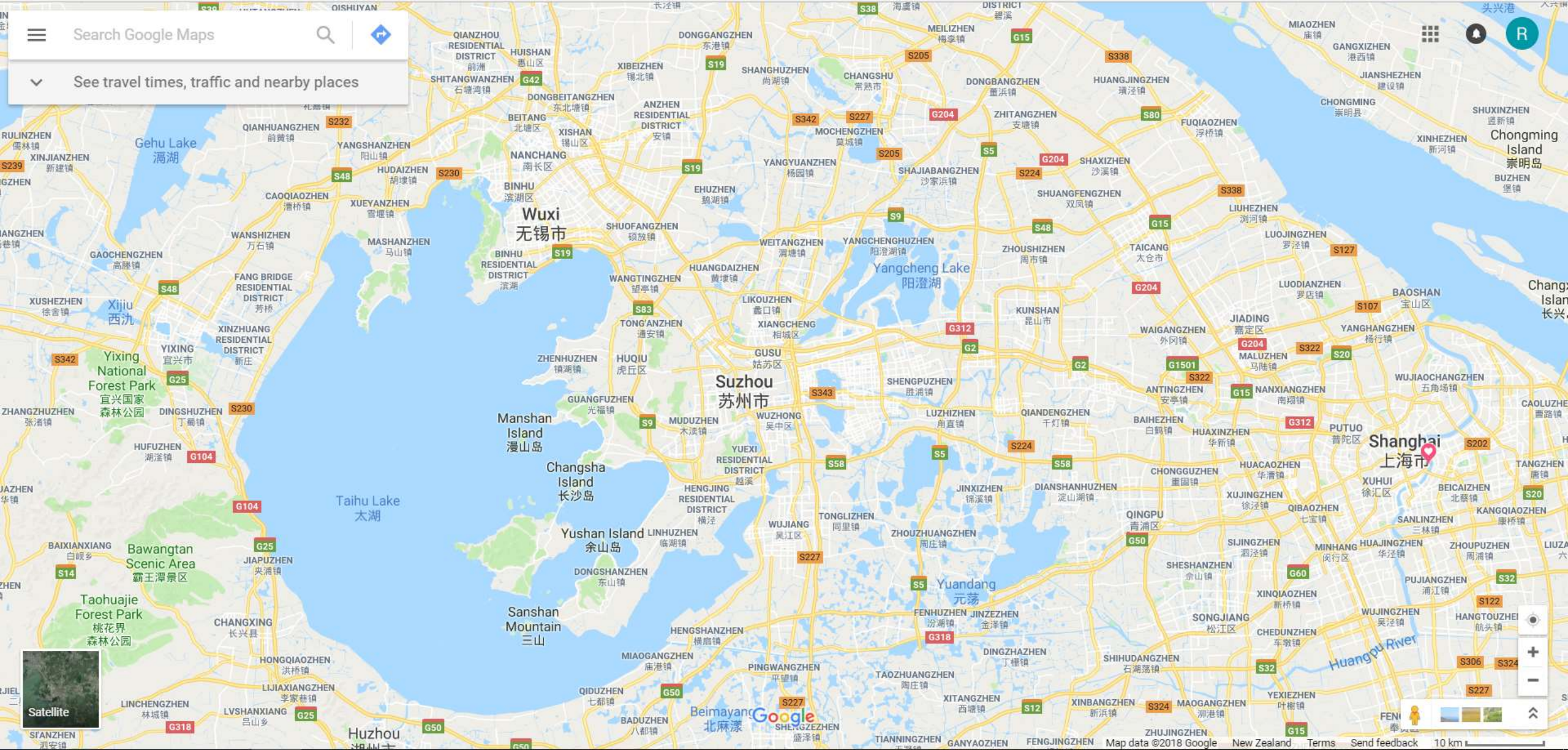
Suzhou is located on the Taihu Lake Plain, about 100 kilometres (62 mi) to the west of Shanghai.



Suzhou is a major city located in the southeast of Jiangsu Province in Eastern China, located adjacent to Shanghai Municipality. The city is situated on the lower reaches of the Yangtze River and on the shores of Taihu Lake and is a part of the Yangtze River Delta region. Administratively, Suzhou is a prefecture-level city with an urban population of over 2.4 million expanding to over 6 million in the extended metropolitan area.

Search Google Maps

See travel times, traffic and nearby places





Suzhou in winter (first decent snow in 10 years)



Where we
live – East Side
Garden (Hu Xi
Ling Long
Dongshahu
Lu)






SSIS International Family Day





Tiger Hill and Shantang Street



Suzhou old town – Pingjiang Lu

More of Suzhou Old Town



Shanghai: Shanghai Financial Tower - “the bottle-opener”, Pearl TV Tower, Shanghai Tower




Shanghai



The Bund



The Great Wall



Beijing. Forbidden City, Tiananmen Sq, Summer Palace




Jinji Lake and sculptures



Li Gong Di / Jinji Lake




Dazu Rock Carvings, Dazu District, Chongqing (date from 7-8th century AD)



Chongqing, Yangtze River



Amazing Taiko Drums, performance at SSIS



Wine Tasting evening



With Big Dave!

